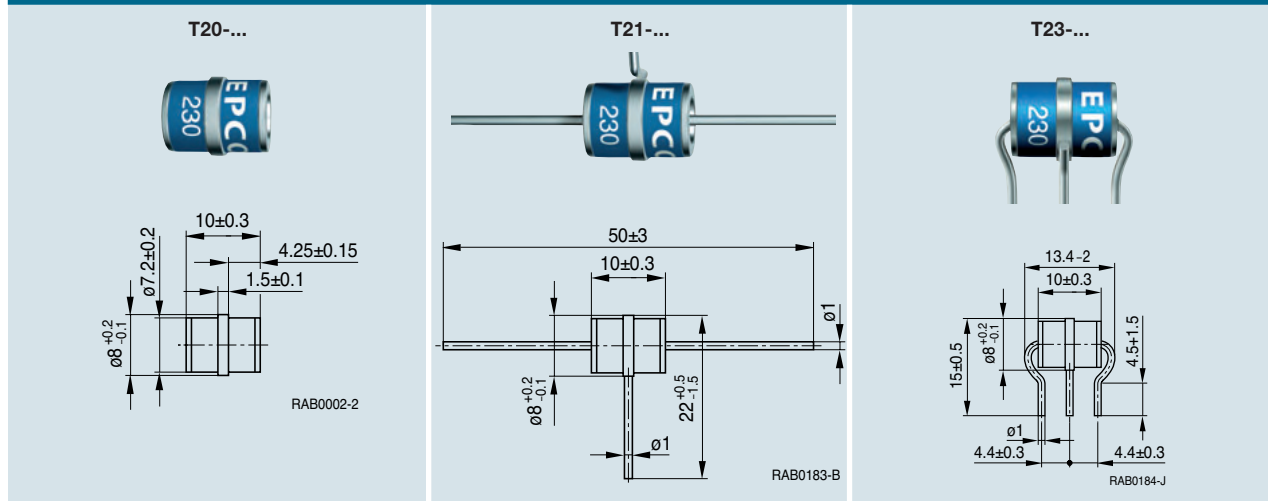


# 3-Electrode Arresters 3-Elektroden-Ableiter

Heavy-duty types  
20 kA / 10 A • Ø 8 x 10 mm

T2 Series



Type Ordering code	T20-A230X B88069X8710C203 T21-A230X B88069X8920B252 T23-A230X B88069X8740B502	T20-A230X on request T23-A230X on request	T20-A250X B88069X8810C203 T21-A250X B88069X8800B252 T23-A250X B88069X8840B502	T20-A350X B88069X7320C203 T21-A350X B88069X5120B252 T23-A350X B88069X7200B502	T20-A420X B88069X7820C203 T23-A420X B88069X8070B502	
Nom. DC spark-over voltage $V_{sdclN}$	230	230	250	350	420	V
Tolerance of $V_{sdclN}$	± 20	± 20	± 20	± 20	-17/+30	%
Impulse spark-over voltage						
@ 100 V/μs 99% of measured values	< 400	< 400	< 500	< 650	< 750	V
@ 100 V/μs typical values	< 350	< 350	< 400	< 550	< 700	V
@ 1 kV/μs 99% of measured values	< 500	< 450	< 600	< 700	< 850	V
@ 1 kV/μs typical values	< 450	< 400	< 550	< 600	< 800	V
Nom. alternating discharge current @ 50 Hz, 1 s	10	10	10	10	10	A
Alternating discharge current @ 50 Hz, 9 cycles	50	50	50	50	50	A
Nom. impulse discharge current 10 operations 8/20 μs	20	20	20	20	20	kA
Single impulse discharge current, 1 op. 8/20 μs	25	25	25	25	25	kA
Impulse discharge current, 1 op. 10/350 μs	5	5	5	5	2	kA
Impulse discharge current, 300 op. 10/1000 μs	200	200	200	200	200	A
Insulation resistance	> 10	> 10	> 10	> 10	> 10	GΩ
Capacitance @ 1 MHz	< 1.5	< 1.5	< 1.5	< 1.5	< 1.5	pF




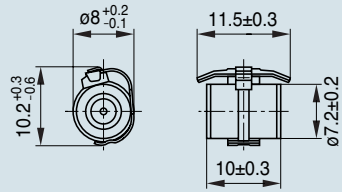
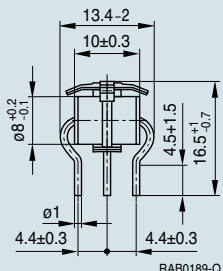
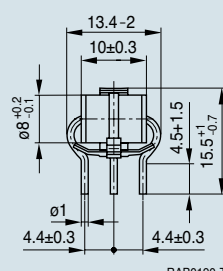
Currents through center electrode, half value through each line electrode.

About packing see page 65.

Please read *Important notes* on page 4 and *Cautions and warnings* on page 69.  
Bitte beachten Sie die Seite 4 *Wichtige Hinweise* sowie die *Warn- und Sicherheitshinweise* auf Seite 69.

# 3-Electrode Arresters 3-Elektroden-Ableiter

Heavy duty-types / With short-circuit spring  
20 kA / 10 A • Ø 8 x 10 mm

	T20-...F	T23-...F1	T23-...F4	
				
				
	RAB0311-F	RAB0189-Q	RAB0190-T	
Type	<b>T20-A230XF</b>			
Ordering code	B88069X8720B502 <b>T23-A230XF1</b> B88069X8680B502 <b>T25-A230XF1 *)</b> B88069X8630B502 <b>T23-A230XF4</b> B88069X8750B502	<b>T23-A250XF1</b> B88069X9810B502 <b>T23-A250XF4</b> B88069X8860B502	<b>T23-A350XF1</b> B88069X7240B502 <b>T23-A350XF4</b> B88069X7000B502	<b>T20-A420XF</b> B88069X7580B502 <b>T23-A420XF1</b> B88069X6210B502 <b>T23-A420XF4</b> B88069X7140B502
Nom. DC spark-over voltage $V_{sdcN}$	230	250	350	420
				V

\*) Design with shorter lead length.

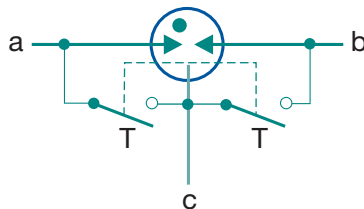
About packing see page 65.

Variants ...F1 and ...F4 are the most common positions for the short-circuit spring. The electrical characteristics are the same as those given for the corresponding types without a short-circuit spring on page 50. Alternative voltages, lead configurations and spring positions on request.

Die Positionierungsvarianten ...F1 und ...F4 zeigen die in der Praxis bevorzugte Anordnung der Kurzschlussfeder. Die elektrischen Kennwerte entsprechen den Angaben für die Grundtypen (ohne Kurzschlussfeder) auf Seite 50. Andere Spannungen und Ausführungen der Anschlussdrähte sowie Anordnung der Kurzschlussfeder auf Anfrage.

Circuit:

- a, b Tip/ring (line) electrode
- c Center electrode
- T Temperature-controlled short-circuit mechanism



Schaltung:

- a, b Aderelektrode
- c Mittelelektrode
- T Temperaturgesteuerter Kurzschlussmechanismus